



Oakland Excelsior Limited Mandervell Road, Oadby, Leicester LE2 5LQ

New Lift Sales

T:0116 2720800

F:0116 2720904

E:sales@oakland-excelsior.co.uk

Modernisation and Repairs

T:0116 2720600

F:0116 2717062

E:modernisation@oakland-excelsior.co.uk

Maintenance

T:0116 2720600

F:0116 2717062

E:maintenance@oakland-excelsior.co.uk

# Passenger Lift Cabin Finish Options

## Oakland Excelsior Cabin

(630Kg/8 Person Lift with open front arrangement shown)

Oakland Excelsior Limited has manufactured the vast majority of its lift cabins in its Leicester works for over 50 years. Over this time Oakland Excelsior's reputation for quality and robustness means we can offer products with a life expectancy of in excess of 20 years (subject to a regular maintenance regime).

This document is designed to show the broad range of standard cabin and landing finishes and fixtures available, for the following Oakland Excelsior product ranges:-

- 1000 Series Hydraulic Passenger Lifts
- 2000 Series Hydraulic Passenger Lifts
- 3000 Series Hydraulic Passenger Lifts
- 4000 Series Hydraulic Passenger Lifts
- 5000 Series Hydraulic Passenger Lifts
- Hydraulic Bed Passenger Lifts
- Electric Traction Machine Room-less Lifts (M Range Only)

For further details to the standard capacities and loadings associated with each range, we ask you to refer to our dimension charts which are downloadable from our website at [www.oakland-excelsior.co.uk](http://www.oakland-excelsior.co.uk)

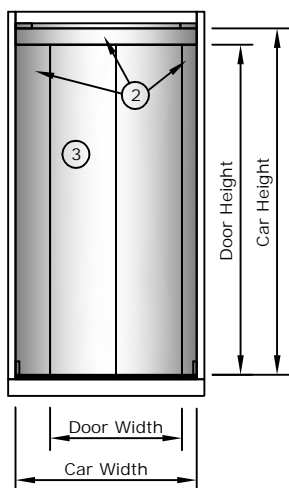
The fact is that Oakland Excelsior Limited is one of the few remaining British lift manufacturers, which means not only can we be flexible with the options we can offer you, we can customise our product to tailor it to suit your specific needs, namely:-

- Non standard car dimensions
- Non standard shaft sizes
- Non standard Pit depths
- Non standard headroom dimensions
- Existing lift shafts
- Self supporting or laterally braced steel structures.

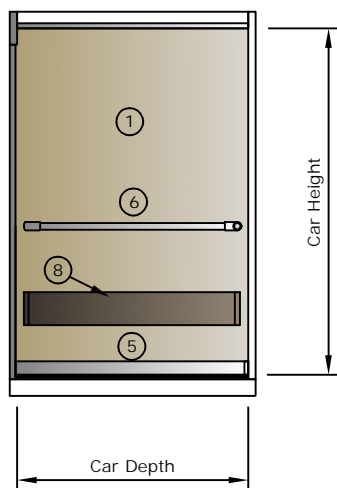
The vast majority Oakland Excelsior Passenger Lifts (with the exception of lift capacities below 630kg/8 Person) comply with document M of the building regulations. To satisfy this regulation, the lift must have a number of features. For further information on DDA compliance please contact your area sales consultant and request a copy of our document D64 "Lifts and DDA - Requirements of the Building Designer".



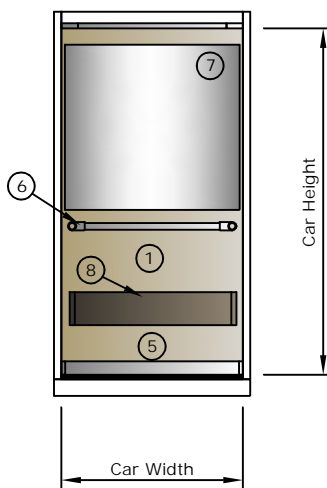
Typical open front laminate car arrangement



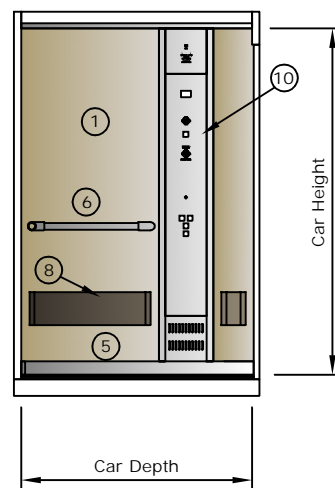
Car Entrance Wall



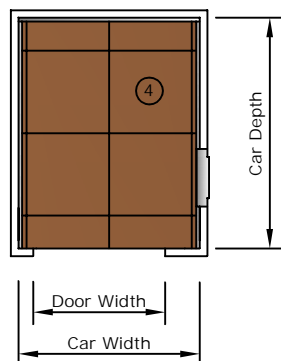
Side Wall (Non Console)



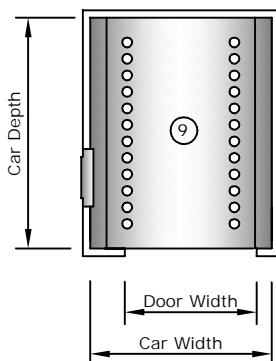
Rear Wall



Side Wall (Console)



Floor Plan



Ceiling Plan

No.	Item	Page
1	Car Wall Finish	2
2	Entrance Header and Return Posts	3
3	Car Door	3
4	Flooring	4
5	Skirting	5
6	Handrail	5
7	Mirror	6
8	Bump rails	6
9	Ceiling and Lighting	7
10	Car Operating Panel	8
11	Landing Doors and Equipment	9



Typical open front laminate car arrangement (Bed/Passenger model shown)



Oakland Excelsior Limited Mandervell Road, Oadby, Leicester LE2 5LO

New Lift Sales

T:0116 2720800

F:0116 2720904

E:sales@oakland-excelsior.co.uk

Modernisation and Repairs

T:0116 2720600

F:0116 2717062

E:modernisation@oakland-excelsior.co.uk

Maintenance

T:0116 2720600

F:0116 2717062

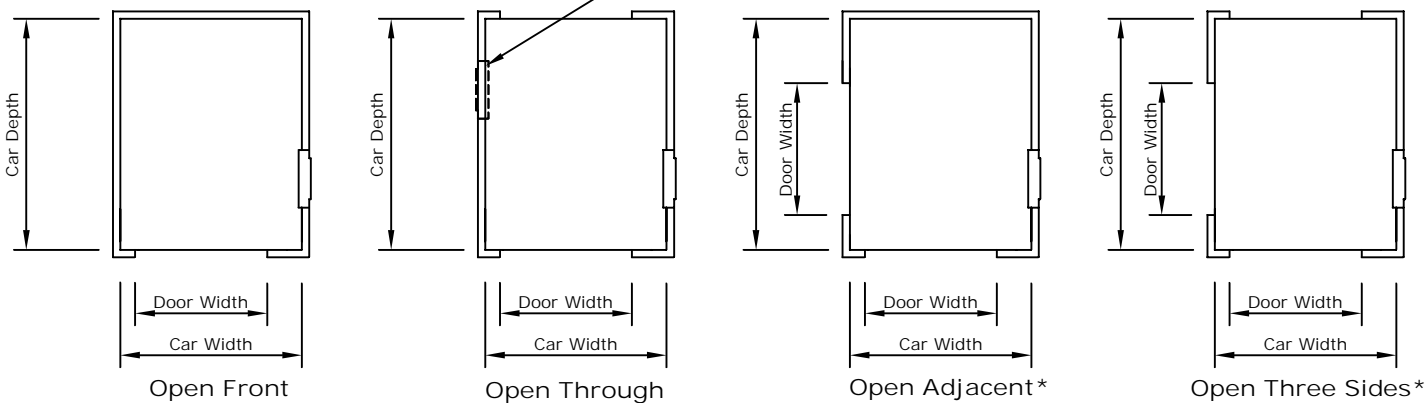
E:maintenance@oakland-excelsior.co.uk

# Passenger Lift Cabin Finish Options (cont.)

## Car Configurations and Wall Finishes

### Cabin configurations available

On Open Through Lifts an additional Console is provided where either:-  
 a. Lift has centre opening doors and Car Width is greater or equal to 2000mm  
 b. Car Depth greater or equal to 2400mm




\*Upto 1275Kg/17 Person Hydraulic or 1000Kg/13 Person Electric Traction Machine Room-less Lift options only.

### 1. Car Wall Finish

A selection of laminate options are shown below, these are taken from the Formica Fundamentals range (please note additional finishes are available but all are subject to availability).




A sample of real wood veneers are shown below (please check with Oakland Excelsior for current availability).



### Stainless steel options

Stainless Steel available in Grade 304 (Standard) and Grade 316.

Non-standard pattern stainless steel finishes would be considered.



\*Bare timber car finish is also available to receive a decorative finish by others (Thickness and weight of lining required)



Oakland Excelsior Limited Mandervell Road, Oadby, Leicester LE2 5LO

New Lift Sales

T:0116 2720800

F:0116 2720904

E:sales@oakland-excelsior.co.uk

Modernisation and Repairs

T:0116 2720600

F:0116 2717062

E:modernisation@oakland-excelsior.co.uk

Maintenance

T:0116 2720600


F:0116 2717062

E:maintenance@oakland-excelsior.co.uk

# Passenger Lift Cabin Finish Options (cont.)

## Car Doors and Entrance Frames

### 2. Entrance Header and Return Posts



Door return posts and header options



Brushed Stainless Steel




Patterned Stainless Steel Linen



Patterned Stainless Steel 5WL

Stainless Steel available in Grade 304 (Standard) and Grade 316. Non-standard pattern stainless steel finishes would be considered.

### 3. Car Doors




Car door finish stainless steel options



Brushed Stainless Steel




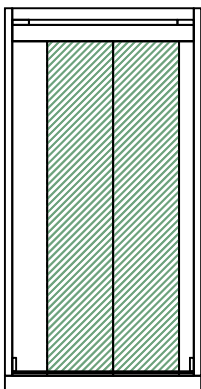
Patterned Stainless Steel Linen




Patterned Stainless Steel 5WL

Stainless Steel available in Grade 304 (Standard) and Grade 316. Non-standard pattern stainless steel finishes would be considered.

Car door pre-painted finish options



RAL 7032



RAL 1023




RAL 2002



RAL 3003



RAL 3022



RAL 4001



RAL 5010



RAL 5024




RAL 6005



RAL 6011



RAL 7016



RAL 7035



RAL 8015



RAL 9002



RAL 9006

When ordering primed doors for painting by others the colour of the door will be RAL 7032



Oakland Excelsior Limited Mandervell Road, Oadby, Leicester LE2 5LQ

New Lift Sales

T:0116 2720800

F:0116 2720904

E:sales@oakland-excelsior.co.uk

Modernisation and Repairs

T:0116 2720600

F:0116 2717062

E:modernisation@oakland-excelsior.co.uk

Maintenance

T:0116 2720600

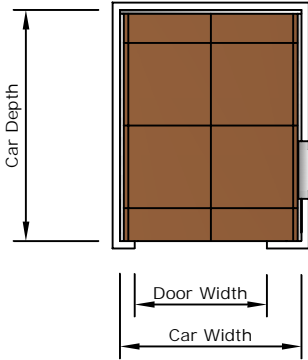
F:0116 2717062

E:maintenance@oakland-excelsior.co.uk

# Passenger Lift Cabin Finish Options (cont.)

## Car Flooring Options


### 4. Flooring (Open front arrangement shown in this example)



#### Studded rubber floor tile options




Cappuccino



Spa

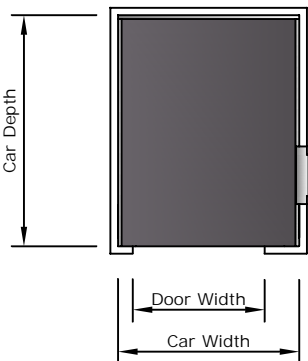


Pesto

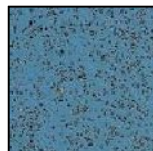


Temple Grey

#### Flat heavy duty single sheet flooring



Pewter Grey



Blue



Moss

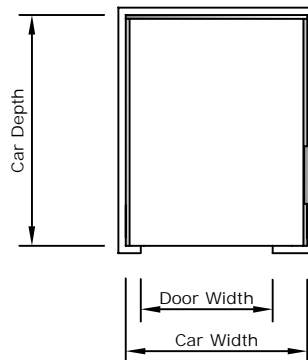
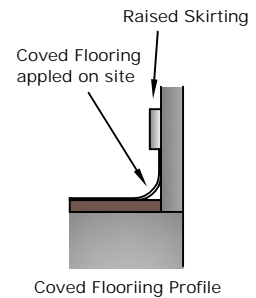


Mushroom

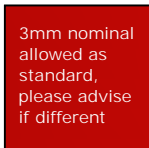


Quarry Red

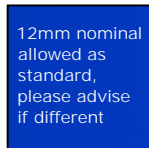
#### Coved flooring



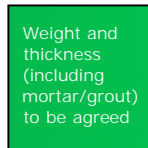
#### Specialist finishes by others



Vinyl Flooring by others



Carpet Flooring by others



Stone Flooring by others

Please note! Floors must always be of a matt finish and not dark in colour. The floor finish must have the same texture as the landing floor. Finishes that collect dust such as thick carpet, textured plastic laminates etc should be avoided as they can cause allergic reactions.



Example of a lift car with a carpet finish by others.